Detail Dachelementierung Schleppdach

1 : 25

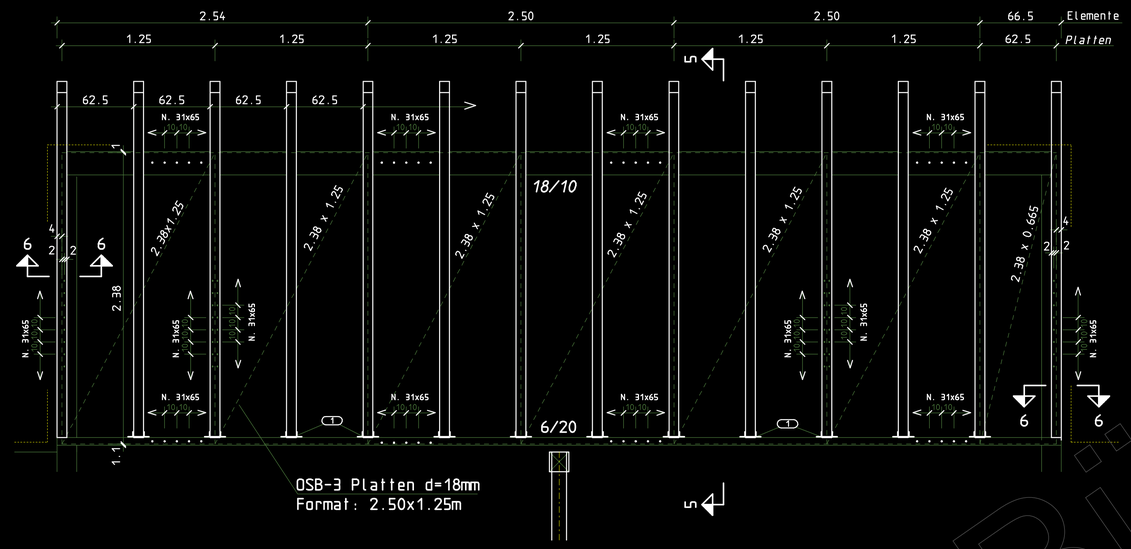

Schnitt 6 - 6

1 : 10

Montagevernagelung

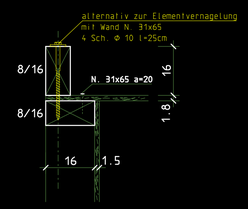

Schnitt 5 - 5

1 : 25

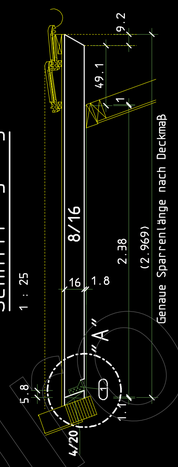

Detail "A"

1 : 5

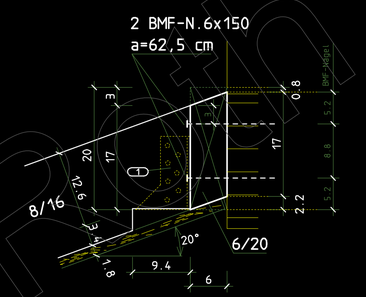

Detail Dachelementierung Hauptdach

1 : 25

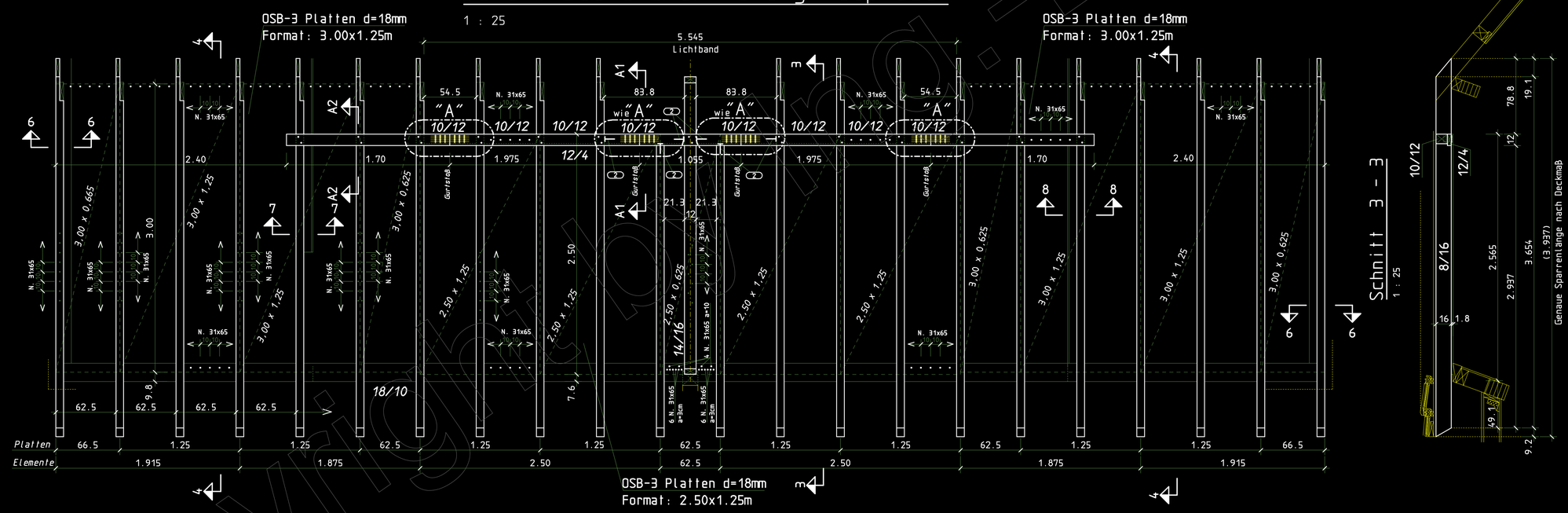

Schnitt 4 - 4

1 : 25

Schnitt 3 - 3

1 : 25

Beplankung: OSB-3 Platte d=18mm
Verwendete Plattenformate:
2.50x1.25m, 3.00x1.25

1. BMF-Balkenschuh Typ 80x120 voll ausnageln mit A.N. 4x40
2. BMF-Balkenträger Typ 90 + 2x4 A.N. 4x50 + 3 Stabdübel Φ 8
3. HTT16 (Bulldog Simpson) +12 ANΨ. 4x50 holzseitig + Fischer RG M12-300 in Betonboden
4. Fischer FAN 8/50

Schnitt 7 - 7

1 : 10

Montagevernagelung

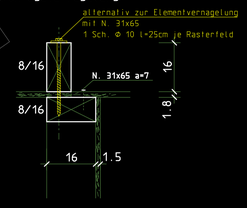

Schnitt 8 - 8

1 : 10

Montagevernagelung

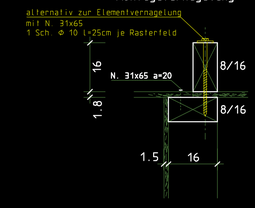

Detail "A"

1 : 10

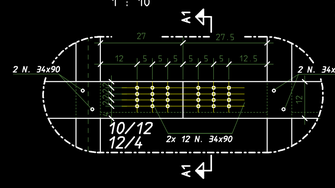

Schnitt A1-A1

(Lichtbandbereich)

Schnitt A2-A2

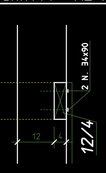

Art der Änderung	Datum	Index
		C
		B
Betondübel in Legende, Bindervernagelung	24.01.01	A

Bernhard Roth Dipl.-Ing. (FH)
76889 Klingenmünster,Steinstr.1
Tel:06349-3056 Fax:3148
für Bauwesen, Statik und Tragwerksplanung

Projekt : Errichtung eines Ateliers

Bauherr :

Darstellung : Dachelementierung

Maßstab : 1:25,1:10,1:5			Bl.Nr. 1
Blattgr. : 0,84x0,59	0.50 m²		
Datum : 06.11.00	Gez: Koch	Pr.Br. vom:	

Copyright Ingenieurbüro Roth